

# Equitable Climate Policy:

From Community Engagement to  
Large Scale Investments

February 3, 2017

# Adaptation

# Mitigation

Emergency  
response

Hard flood  
protection

Air-conditioning

Business  
Continuity plans

Smart  
Growth

Weatherization

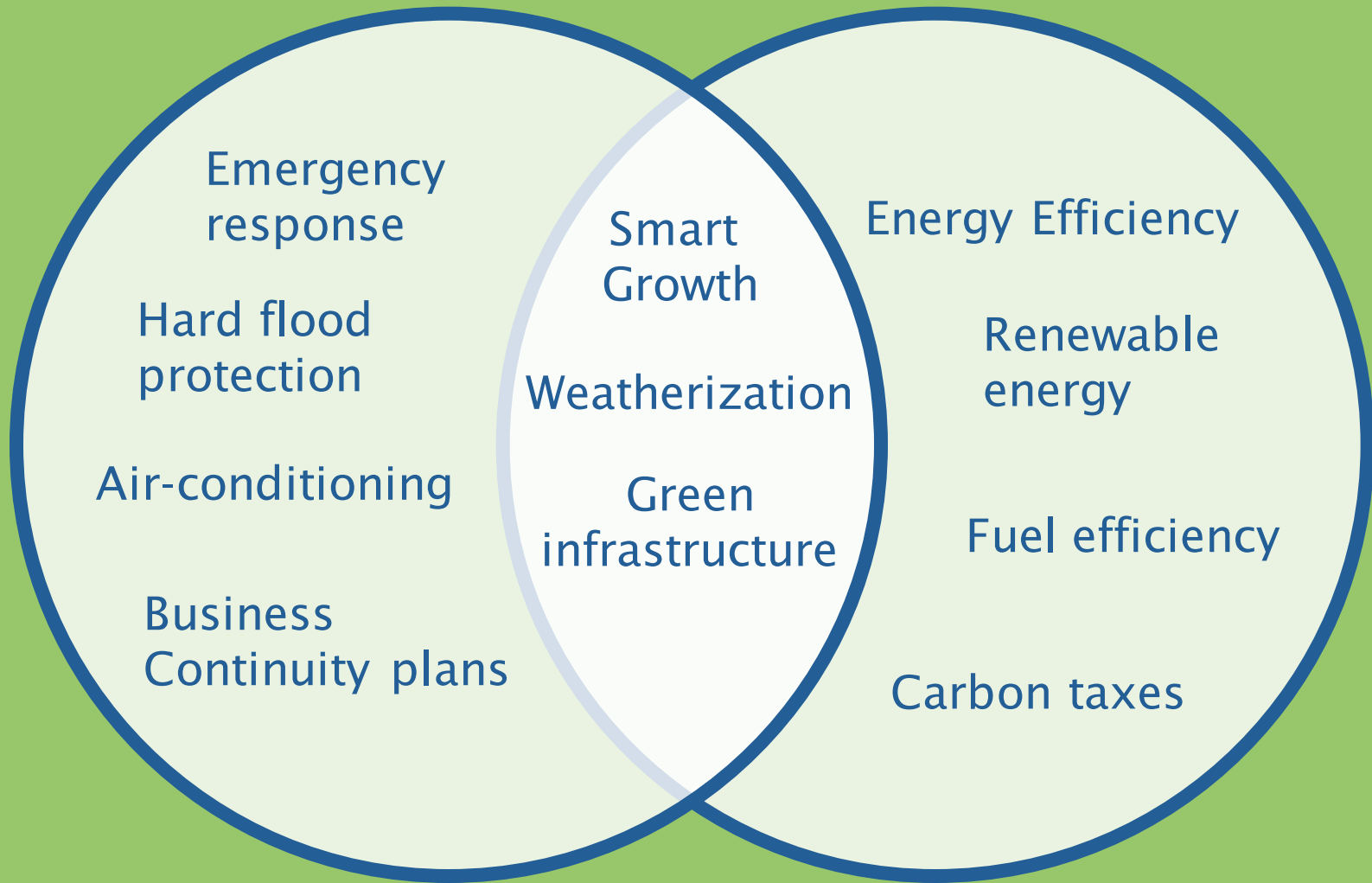
Green  
infrastructure


Energy Efficiency

Renewable  
energy

Fuel efficiency

Carbon taxes





**Equality**

doesn't mean

**Equity**

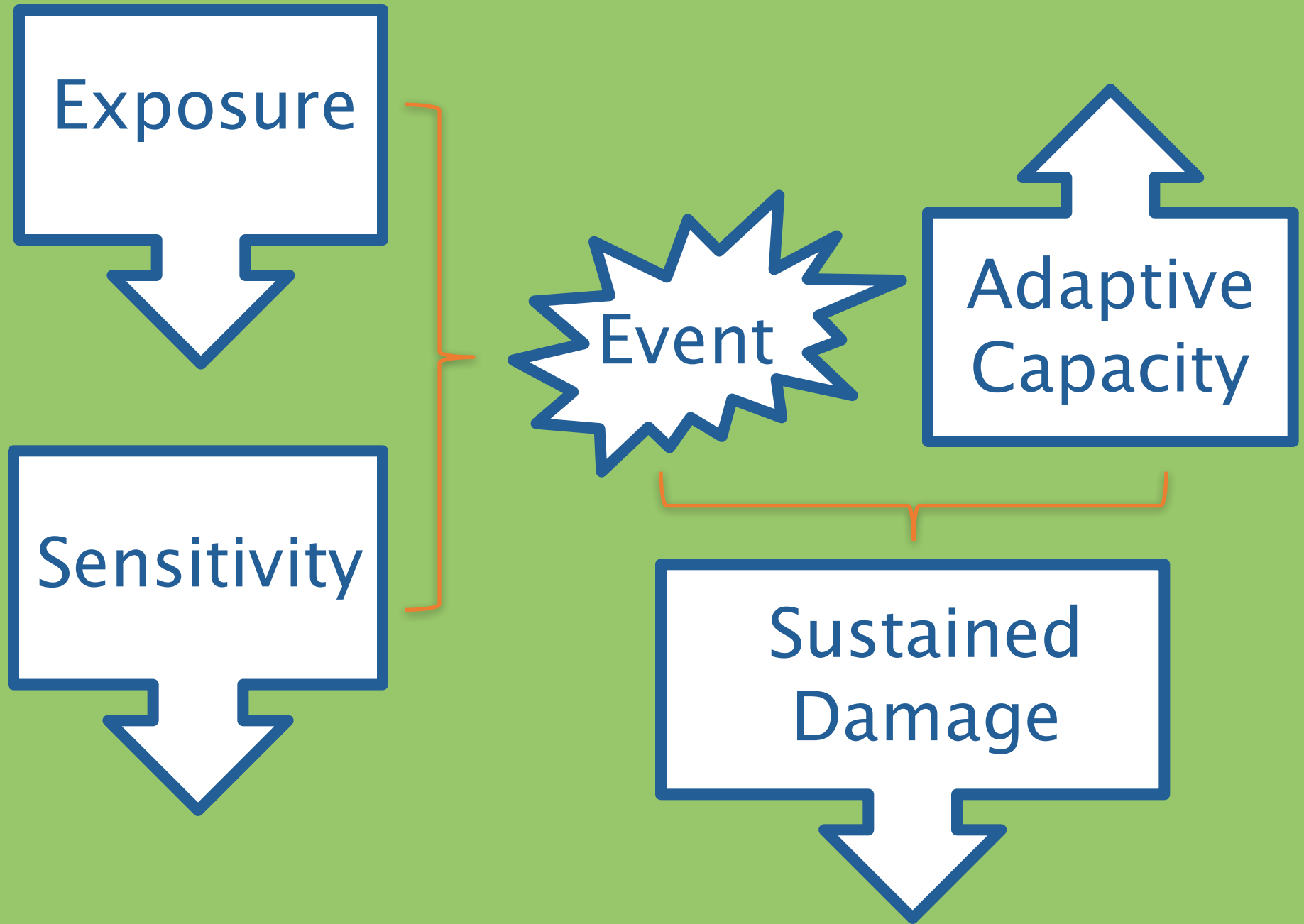
Exposure

Sensitivity

Event

Adaptive  
Capacity

Sustained  
Damage



Access to critical  
services

Lack of trust  
In  
institutions

Social  
Isolation

# Frontline Communities

Single-headed households

Industrial employees

Disabled

People of Color

Refugees

Youth

Outdoor workers

People with preexisting illnesses

Struggling with addiction

uninsured

Public housing residents

Tribal members

Cultural  
Barriers

Cumulative  
Risk



Tip: Cut  
tennis balls  
in half to  
store more  
in one tube

# GEORGETOWN CLIMATE CENTER

Informs the development of:

- Legislation
- Regulation
- Adaptation policy

Brings together academics and policymakers to improve climate policy

Serves as resource to states on climate and energy issues

# April 2016 Equity Workshop

## Baltimore, MD



# Welcome to the Adaptation Clearinghouse

– an online database and networking site that serves policymakers and others who are working to help communities adapt to climate change.

Search the Clearinghouse

Search our entire database using your own terms

By Keyword

By State

SEARCH FOR: ☐ RESOURCES ☐ ORGANIZATIONS ☐ USERS ☐ ALL

Enter a keyword

SEARCH

## Recently Added Resources

Easily find the newest resources on adaptation

Resource

### San Francisco Bay Clean Water, Pollution Prevention and Habitat Restoration Measure

Average Rating



AC2.0 allows users to stay up-to-date on climate adaptation and efficiently find the information they need

The San Francisco Bay Clean Water, Pollution Prevention and Habitat Restoration Measure was approved by the San Francisco Bay Area region of California and became law on June 7, 2016. The measure is a 1/100 year tax - approved across the nine counties - to fund coastal habitat restoration and adaptations to sea level rise and flooding. The purpose of the measure as it relates to the San Francisco Bay is to benefit future generations by reducing trash, improving water quality, restoring habitat for fish, birds, and wildlife, reducing flood risk, and increasing shoreline public access and recreational areas."

San Francisco Bay Restoration Authority

Law and Governance

SEE RESOURCE

LOGIN TO ADD TO MY RESOURCE LIST

## Put the Power of the Adaptation Clearinghouse to Work for You

- Customize the Adaptation Clearinghouse to meet your needs
- Receive updates about new resources that match your interest areas

Explore expertly curated lists of resources around a wide range of sectors

## Featured Sectors



COASTAL



ECOSYSTEMS



ENERGY



PUBLIC HEALTH



TRANSPORTATION



WATER



LEAVE NETWORK

## Adaptation Equity Portal- COMING SOON

THIS PAGE IS UNDER CONSTRUCTION. PLEASE CHECK BACK SOON TO ACCESS THE FULL PORTAL.

Two of the biggest challenges facing the United States - and the world - are the growing inequalities that unfairly disadvantage large segments of the population, and climate change, which exacerbates existing risks in our communities. The effects of climate change including rising temperatures, more polluted air, and increased extreme storms, will disproportionately affect already poor and disenfranchised people. Policymakers must find ways to focus not only on the physical impacts of climate change, but also on the ways that policies can have a differential impact on certain individuals and communities. In this portal we will refer to people facing disproportionate climate impacts as "**frontline communities**" since these are groups that are on the *frontlines* of impacts from climate change.

[READ MORE](#)



**Welcome Melissa Deas**

Institute Associate at Georgetown  
Climate Center

[Edit Profile](#) | [Logout](#)

[MANAGE EMAIL SUBSCRIPTIONS](#)

[VISIT MY CLEARINGHOUSE](#)

[SUBMIT A RESOURCE](#)

### Equitable Adaptation Resources

Resources

Members

#### EQUITY 101

[POPULAR RESOURCES](#)

[GUIDELINES & TOOLS](#)

[ASSESSMENTS](#)

[PLANS](#)

[COMMUNITY  
PARTICIPATION &  
ENGAGEMENT](#)

[FUNDING PROGRAMS](#)

[LAWS & POLICIES](#)

[STRATEGIES & CASE  
STUDIES](#)

### An Introduction to Adaptation and Equity

(edit)

Climate change is often described as a threat multiplier - and this applies to social inequities. For example, people already struggling to find affordable housing will face more difficulty if extreme weather damage a significant number of units. Explore the resources below to better understand how climate change will have disproportionate impacts on people of color, low-income individuals, and other groups on the "frontlines" of climate change. Also, learn some of the strategies being used to address disproportionate risks.

Resource

#### NAACP Equity in Building Resilience in Adaptation Planning

January 26, 2015

From the National Association for the Advancement of Colored People (NAACP), this report contains a list of equity based indicators that are measures of vulnerability and resilience to climate change impacts. The indicators were developed for both pre-existing vulnerabilities and assets, as well as for processes and results of resiliency planning. The aim of this resource is for city planners, community organizations, elected officials, and other decision-makers to consider these equity based indicators as they design climate adaptation plans.

**Related Organizations:** National Association for the Advancement of Colored People (NAACP)

**Resource Category:** Planning

# USDN

urban sustainability  
directors network




WWW.NAACP.ORG

## NAACP

Future Insight  
Consulting



**Emerald Cities**  
COLLABORATIVE  
*America empowered.*



**Gulf Coast Center  
for Law & Policy**

*southern perspective,  
national impact, global influence*



City of Seattle

# Contact Info:

Melissa Deas

[deas@georgetown.edu](mailto:deas@georgetown.edu)

[adaptationclearinghouse.org](http://adaptationclearinghouse.org)

# PAST

A timeline exhibit titled "PAST" is displayed on a long wall in a brick building. The timeline features various historical documents, photographs, and maps, each labeled with a year. The years visible include 1910, 1914, 1920, 1932, 1937, 1948, 1968, 1972, 1975, 1990, and 2000. The exhibit is viewed by a group of people, including a man in a light blue shirt, a woman in a green top, a woman in a green jacket and black cap, a woman in a grey jacket, a woman in a blue jacket and grey cap, and a woman in a light blue top. The background is a red brick wall with arched windows. The ceiling has exposed wooden beams and hanging pendant lights.

**1910** **Opposition and Dollar Hoard**

**1914**

**1920**

**1932**

**1937**

**1948**

**1968**

**1972**

**1975**

**1990**

**2000**





